
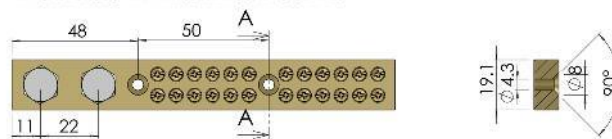


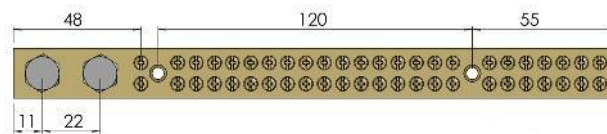
**DE Series Neutral Bars**



TYPICAL 12 POLE/WAY WITH 50mm MOUNTING CENTRES



TYPICAL 24 POLE/WAY WITH 120mm MOUNTING CENTRES



**Remarks:**

- 2x M8 Screws for 165 Amp cables.
- 2x M4 Posi- drive screws per numbered tunnel.
- Bar size: 19.1 x 9.5mm brass.

Part Number	Description
ENB-DE6	DE range - Neutral Bar 6 Way
ENB-DE12	DE range - Neutral Bar 12 Way
ENB-DE18	DE range - Neutral Bar 18 Way
ENB-DE24	DE range - Neutral Bar 24 Way
ENB-DE30	DE range - Neutral Bar 30 Way
ENB-DE36	DE range - Neutral Bar 36 Way
ENB-DE42	DE range - Neutral Bar 42 Way
ENB-DE48	DE range - Neutral Bar 48 Way
ENB-DE54	DE range - Neutral Bar 54 Way
ENB-DE60	DE range - Neutral Bar 60 Way
ENB-DE72	DE range - Neutral Bar 72 Way
ENB-DE84	DE range - Neutral Bar 84 Way
ENB-DE96	DE range - Neutral Bar 96 Way
ENB-DE108	DE range - Neutral Bar 108 Way

Enclosures
Hinges
Locks
Handles
Accessories
Rotary Operating Handles
Insulators
Transformer Equipment
Index